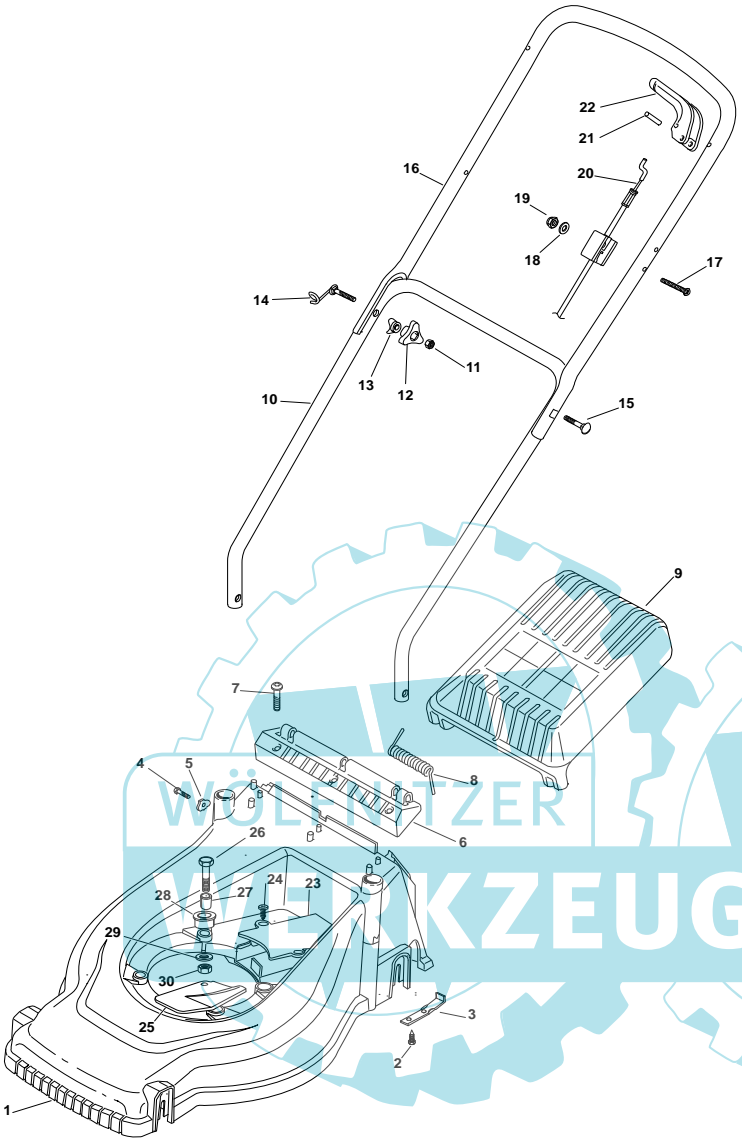
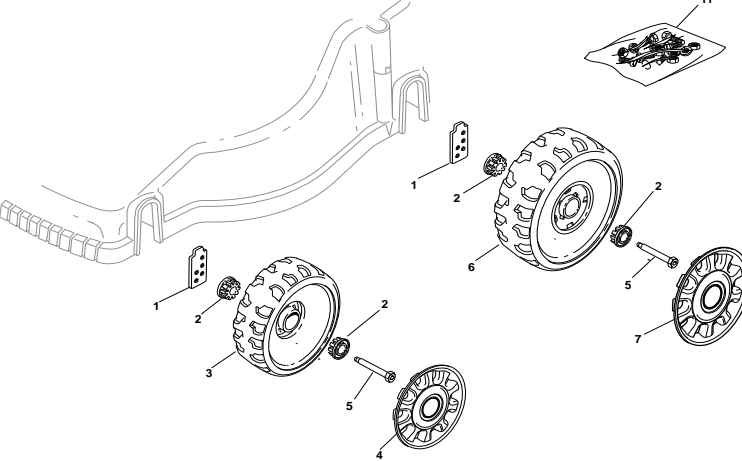
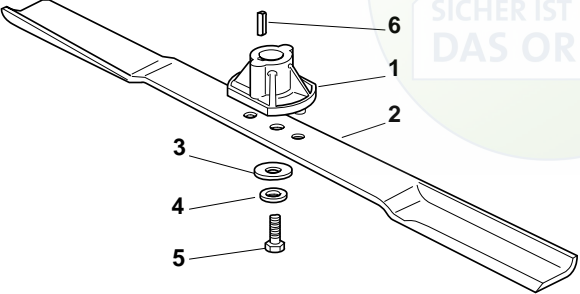
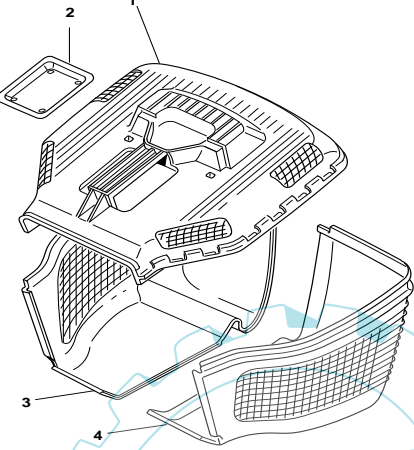
	CMI B 41 Pos	Code	Beschreibung
	1	22066706/0	Gehäuse Grün
	2	12728680/0	Schraube
	3	22608531/0	Hinterverstärkung
	4	12728450/0	Schraube
	5	22545135/0	Plättchen
	6	22785165/0	Halter
	7	12728686/0	Schraube
	8	22450430/0	Feder
	9	22600079/0	Prallblech
	10	81006609/0	Holm, Unterteil
	11	12293200/0	Mutter
	12	22399900/0	Griff
	13	22680006/1	Scheibe
	14	81003801/1	Feder Führer
	15	12819201/0	Schraube
	16	81006577/0	Holm, Oberteil
	17	12674700/0	Schraube
	18	12521330/0	Scheibe
	19	12292100/0	Mutter
	20	81000613/0	Kabel, Motorbremse
	21	12645710/0	Stift
	22	322321700/1	Hebel, Motorbremse
	23	22060171/0	Schutz, Riemen
	24	12728686/0	Schraube
	25	22484070/1	Schutzabdeckung
	26	12691900/0	Schraube
	27	22167842/0	Distanzring
	28	22040265/0	Buchse
	29	12523070/0	Scheibe
	30	12155000/0	Mutter
	1	322785093/1	Halter, Rad
	2	22034515/1	Buchse
	3	22686091/1	Rad Ø 165
	4	22110493/0	Radkappe
	5	22524340/0	Bolzen
	6	22686092/0	Rad Ø 190
	7	22110494/0	Radkappe
11	81008679/0	Satz, Schrauben	

 <p>Exploded view diagram of a knife handle assembly. The diagram shows a long handle with a mounting bracket (1) and a wedge (6) at the top. A standard blade (2) is shown inserted into the handle. Below the handle, an elastic disc (3), a washer (4), and a screw (5) are shown in an exploded view.</p>	<p>1 22463012/2 Halter 2 81004341/3 Messer Standard 3 22160400/0 Elastischescheibe 4 12523080/0 Scheibe 5 12735698/0 Schraube 6 12139100/0 Keil</p>
 <p>Exploded view diagram of a basket assembly. The diagram shows a main basket body (1) with a lid (2) and two side panels (3 and 4). The side panels are labeled as 'Korb Unterteil (R)' and 'Korb Unterteil (L)' respectively.</p>	<p>1 22486115/0 Korb Oberteil 2 22486098/0 Plättchen 3 22486120/0 Korb Unterteil (R) 4 22486119/0 Korb Unterteil (L)</p>

WÖLFNITZER
WERKZEUGKISTE